

SCIENCE CURRENT EVENT PACK

This set includes the following printable
current event pages:

- Life Science
- Space Science
- Earth Science
- Physical Science
- Science (General)
- Blank Template

& BONUS Summarizing Guide!

{Intermediate Grades}



CURRENT EVENT TIPS

Below are some ideas to help you implement current events in your classroom:

- Discuss and model the expected use for your class
- Clearly explain what types of articles you would like used and how to do so safely
 - Allow students to practice in pairs
- I like to assign 1-2 current events per month as homework
- My favorite website for current event articles that are kid-friendly is DOGOnews,
<http://www.dogonews.com/>
- Student selected articles should be less than 2 months old (my personal preference)
- Teach students how to use the summary guide (included)
- Students could always go onto the back or attach a sheet of notebook paper if more room is needed for the summary

Thanks again for your purchase! I hope that these current events prove to be an excellent addition to your classroom!

Sincerely,

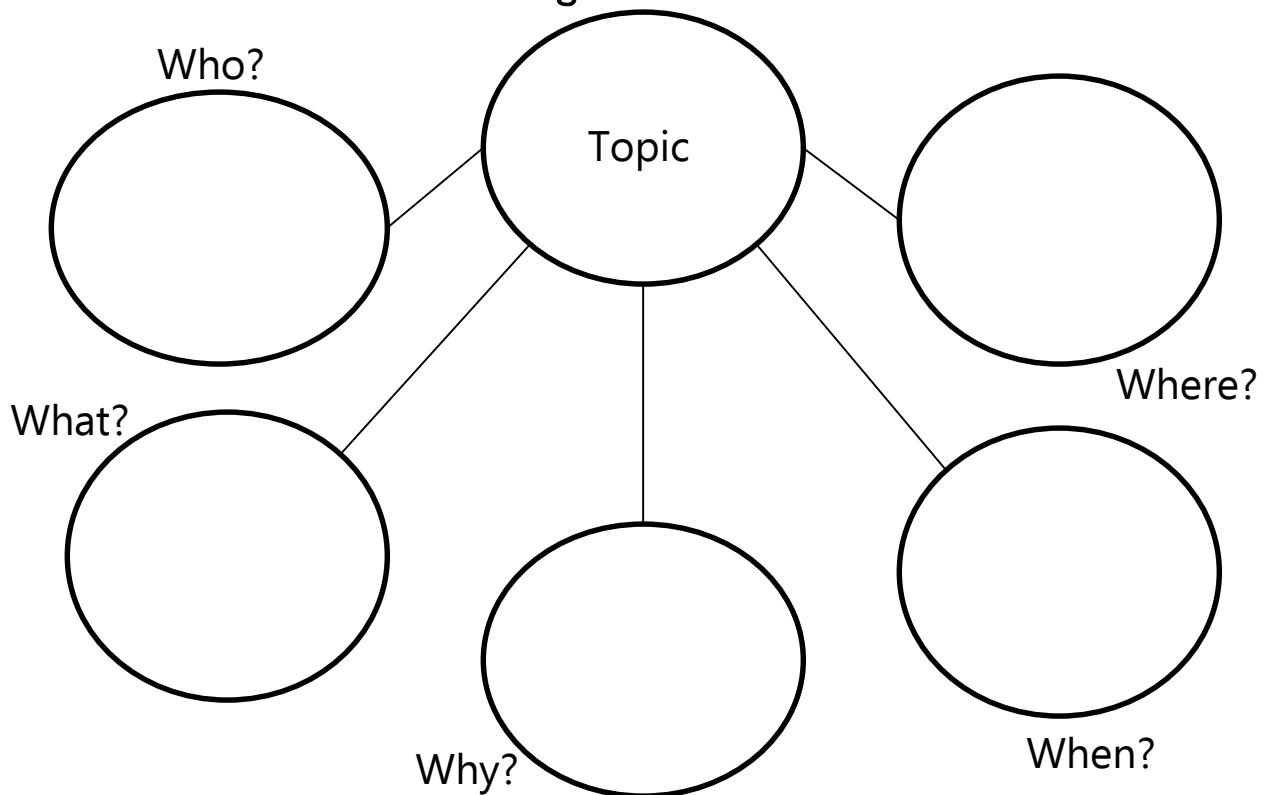
Kelly Ann

Summarizing Guide for Non-Fiction Articles

Tips:

- Be sure to select an article that makes sense to you.
- Read the article completely through as a preview read.
- Read the article a second time as a close read. This time, look for the main idea of the article and supporting details. Try highlighting keywords/phrases.
- Read the article again if needed.
- Complete the organizer below.
- When you are ready to write your summary, try not to look back at the article too much. Write about the article from your own perspective.
- Remember, your teacher wants to know what **you understand** about the article.
- Never copy the author's writing. The author's job is to inform you about a topic. Your job is to make sense of it.
- Include the main idea and important keywords/details.
- Don't add your opinions.

Complete graphic organizer below or on a separate sheet of paper to get started!



Now you are ready to turn this information into a written summary!

Name: _____

Life Science Current Event



Title of Article _____
Author's Name _____
Date Published _____

I read the article _____ times. On a scale of 1 through 5, my understanding of the article is a _____.

Type of Article

- Website _____
- Newspaper _____
- Other _____



Tip! Try writing your summary without looking at the article too much.

Summarize the article in your own words. Be sure to write in complete sentences and recap the most important information.



Key Vocabulary

1. _____
2. _____
3. _____
4. _____
5. _____

Life Science articles teach about **living things**. Explain why this is a life science article.

Does your teacher want you to attach your article to this form?

Why did you choose this article?
(Circle)

Personal Connection
(I can make a connection to my life.)

OR

New interest



Name: _____

Space Science Current Event



Title of Article _____
 Author's Name _____
 Date Published _____

I read the article _____ times. On a scale of 1 through 5, my understanding of the article is a _____.



Website _____ Type of Article _____
 Newspaper _____
 Other _____



Tip! Try writing your summary without looking at the article too much.


Summarize the article in your own words. Be sure to write in complete sentences and recap the most important information.

Key Vocabulary

1. _____
2. _____
3. _____
4. _____
5. _____


Space Science articles teach about our **Solar System** and **other systems in the universe**. Explain why this is a space science article.

Does your teacher want you to attach your article to this form?



Name: _____

Earth Science Current Event



Title of Article _____
Author's Name _____
Date Published _____

I read the article
_____ times. On a
scale of 1 through
5, my
understanding of
the article is a
_____.



Type of Article

- Website _____
- Newspaper _____
- Other _____




Tip! Try writing your summary without looking at the article too much.

Summarize the article in your own words. Be sure to write in complete sentences and recap the most important information.

Key Vocabulary

1. _____
2. _____
3. _____
4. _____
5. _____

Earth science articles teach about our physical **Earth** and it's **atmosphere**. Explain why this is an earth science article.



Does your teacher want you to attach your article to this form?

Why did you choose this article?
(Circle)

Personal Connection
(I can make a connection to my life.)

OR

New interest




Name: _____

Science Current Event



Title of Article _____
 Author's Name _____
 Date Published _____







Type of Article

- Website _____
- Newspaper _____
- Other _____

Tip! Try writing your summary without looking at the article too much.



Summarize the article in your own words. Be sure to write in complete sentences and recap the most important information.



If you like this product, you'll LOVE my popular scavenger hunts!

Science Scavenger Hunts

[Planets](#)

[Scientific Method](#)

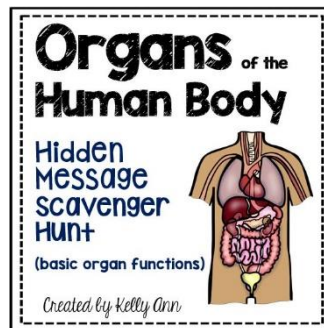
[Water Cycle](#)

[Animal Groups](#)

[Moon Phases](#)

[Light](#)

[Human Body](#)



Social Studies Scavenger Hunts

[Abraham Lincoln](#)

[George Washington](#)

[Colonial America](#)

[Columbus](#)



Holidays

[Halloween Science](#)

[Thanksgiving](#)

[Winter Holidays {Christmas,](#)

[Hanukkah, Kwanzaa}](#)

[Chinese New Year](#)

[Valentine's Day](#)

[St. Patrick's Day](#)



TERMS OF USE & CREDITS

Thank you for downloading! I appreciate your support and hope that you enjoy using these current events in your classroom!

Please note:

- You may not alter or create anything to sell or share based on these materials.
- Sharing of the cover image or preview of this packet is acceptable, provided you link back to my TpT store.


Thanks again!

Kelly Ann


Font by [Kimberly Geswein](#)

Clipart by [Scrappin Doodles](#) and [Lita Lita](#)

Frames by [Lovin Lit](#), [Diana Brien](#), and [Teacher's Toolkit Design](#)



HERE IS ANOTHER PRODUCT
YOU ARE SURE TO LOVE!



Please click [HERE](#) to
leave feedback! Thanks!

